

# Open Budget Experiences: BOOST Initiative and Open Budgets Portal

3<sup>rd</sup> Inter-governmental Budgeting, Finance and Fiscal  
Coordination Meeting of Iberoamerican Countries

São Paulo, Brazil

April 3, 2014



# Contents

---

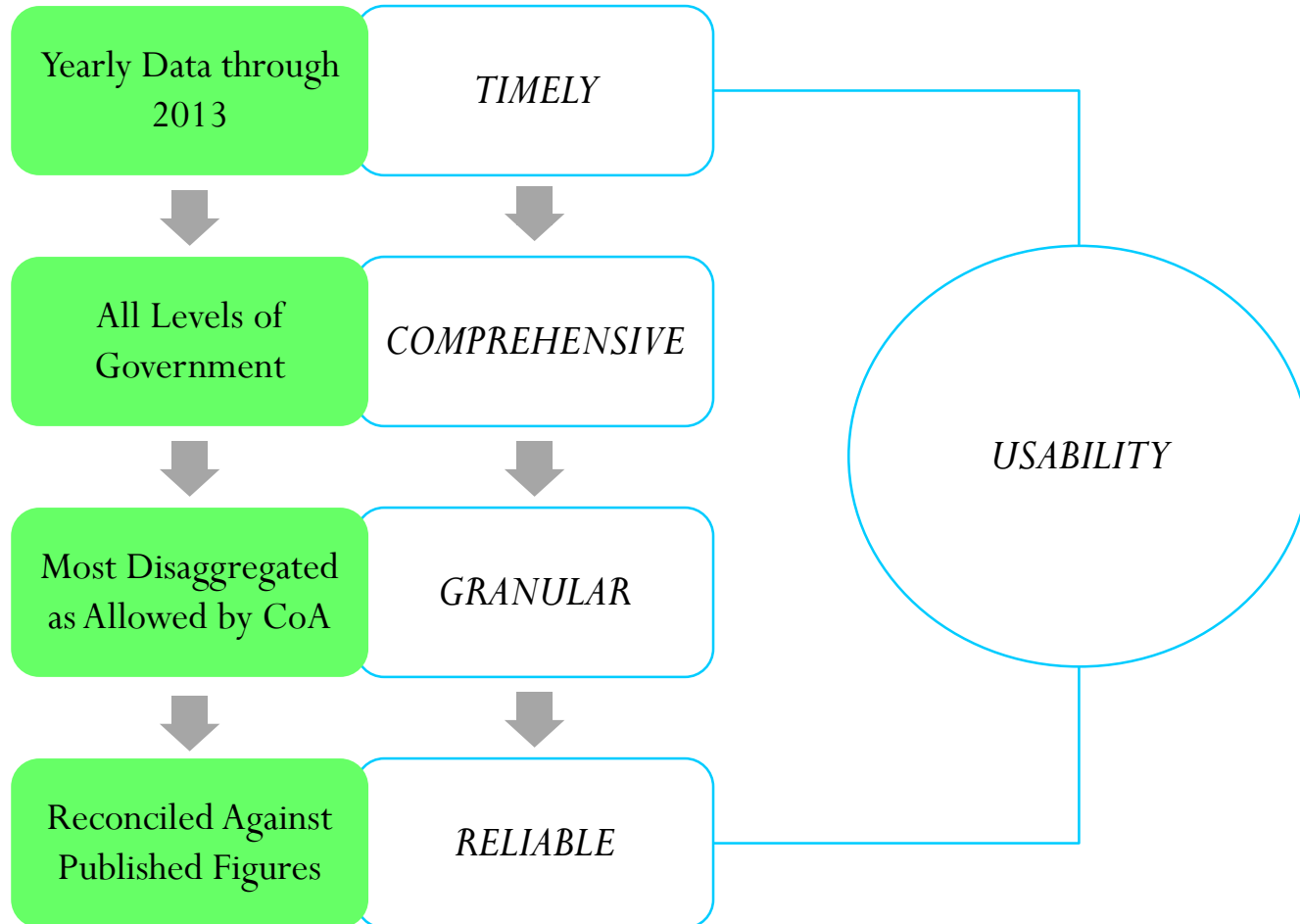
- What is BOOST?
- Analytical Applications of BOOST
- Platforms for Data Dissemination
- Business Intelligence Platforms
- BOOST Engagements in Brazil
- Open Budgets Portal

# What is BOOST?

- Tool developed by the World Bank to facilitate access and analysis of public expenditure – used in over 40 countries
- Organizes budget data in a standard easy-to-use format and makes it available, with government consent, to the general public
- Draws on data taken directly from national Treasury systems
- Presents the budget classifications for the public sector in standard BOOST template: *ADMIN*, *ECON*, *FUNC*, *PROG*, among others



# BOOST: Facilitating Access and Analysis of Public Expenditure

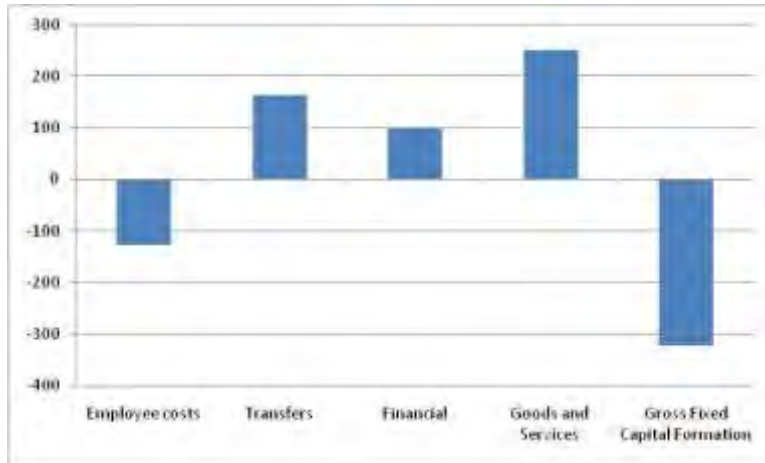


# Analytical Applications of BOOST

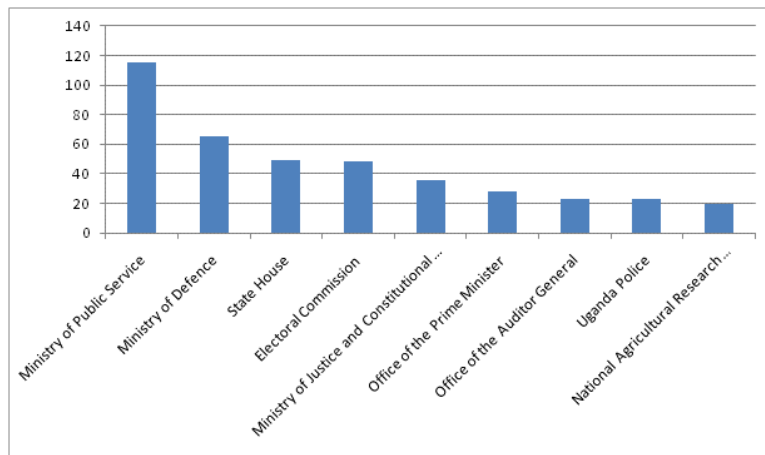
- *How* are public funds spent?
  - Level and composition of expenditures
  - Budget prioritization and allocations
  - Budget deviations
  - Trends within specific expenditure categories
- *How well* are public funds spent?
  - Equity and targeting of expenditures
  - Efficiency of sectors or programs
  - Relative efficiency of expenditures

# Where to Look for Efficiency? Monitoring Budget Deviation

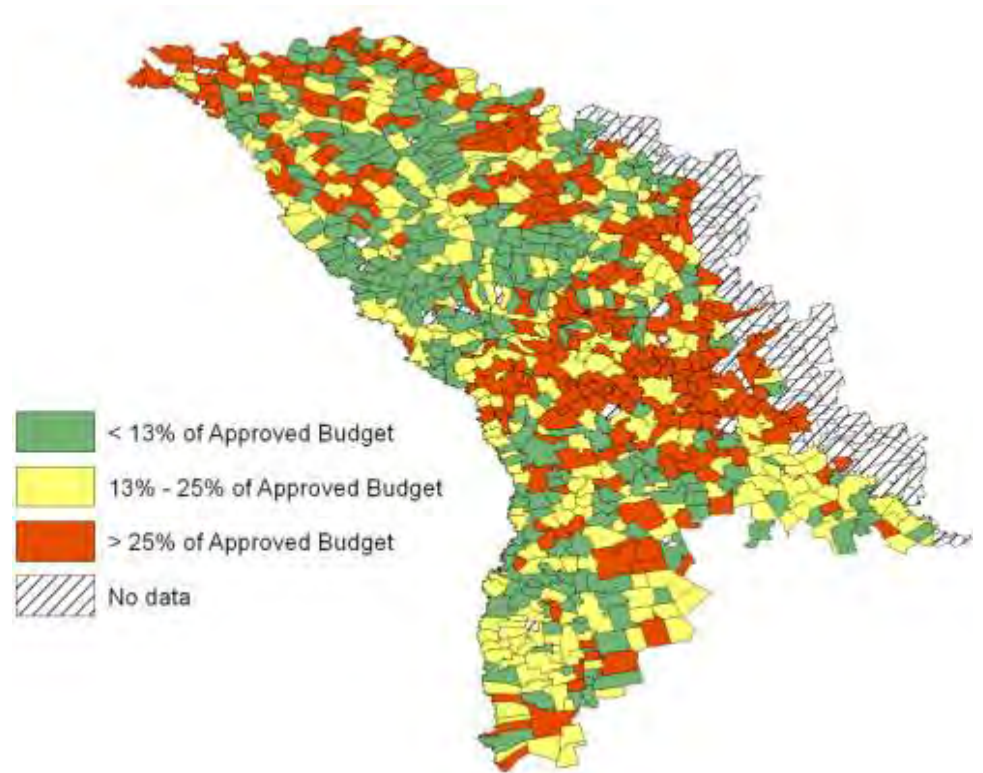
## Economic Classification



## Spending Units



## Budget Deviation at Municipal Level Overall Spending, Executed - Approved



# Combining Data with BOOST for Sector Specific Analysis

Government Budget and Expenditure Data (BOOST)

Source: Ministry of Finance / Treasury



Community Data

Examples: population, income, poverty, ethnic composition

Source: National Statistics Office

Data on Sectoral Inputs

Examples: pupil/teacher ratio, classes

Source: Ministry of Education / EMIS

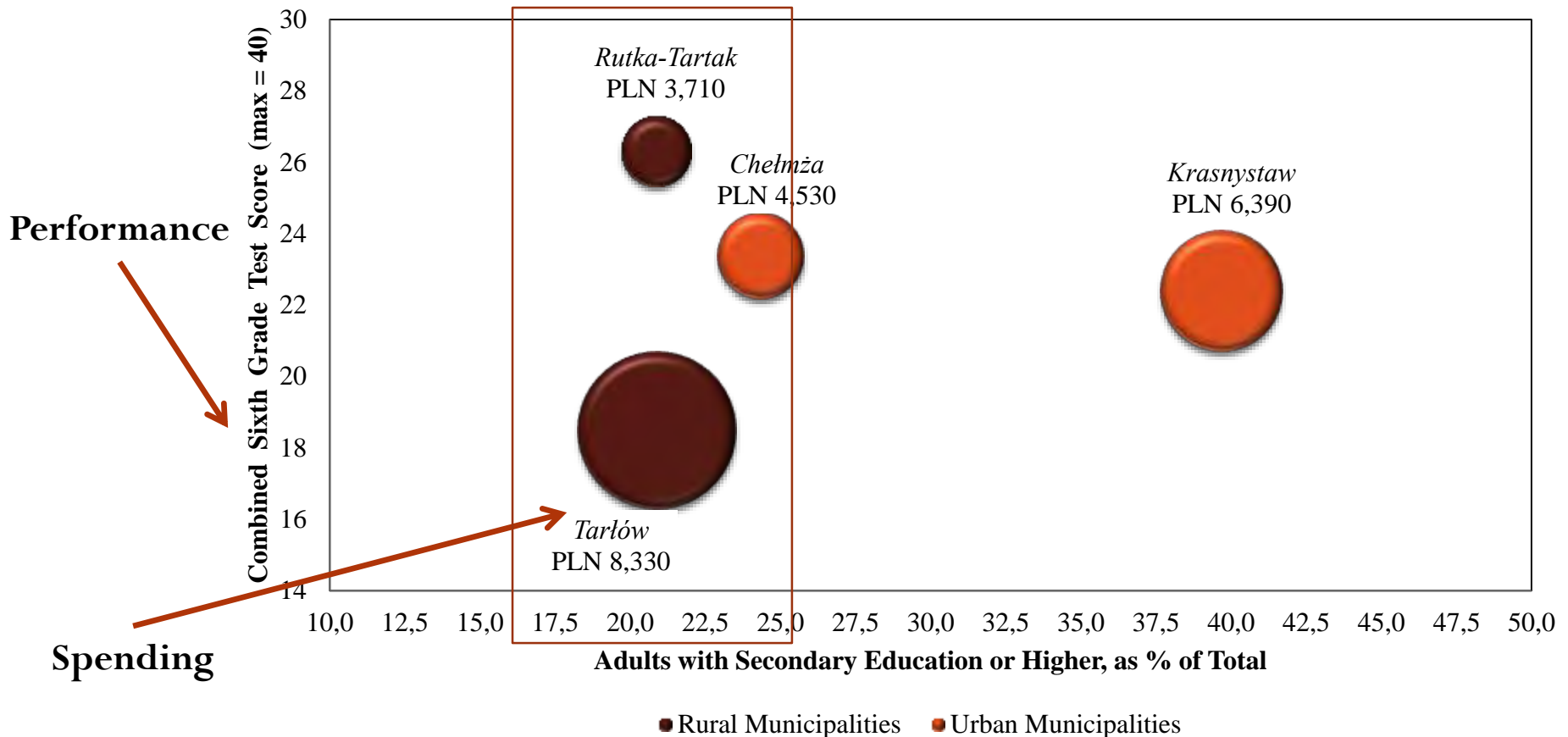
Sectoral Performance Data

Examples: standardized test scores, completion rate

Source: National assessment center / Ministry of Education

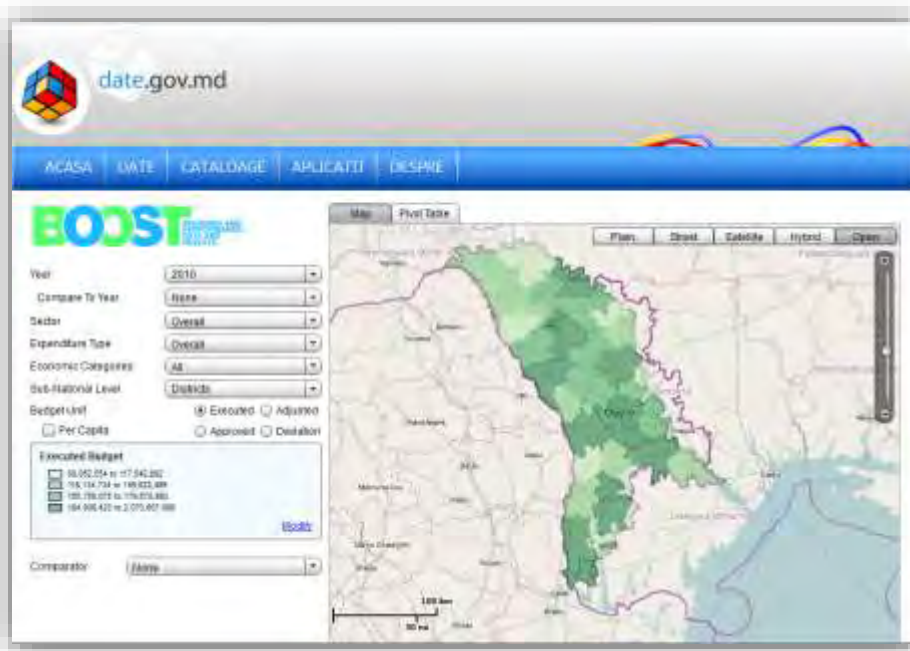
# Comparing Apples to Apples

**Primary School Test Scores, 2009 (Vertical Axis)**  
**Proportion of Adults with Secondary Education or Higher, 2002 (Horizontal Axis)**  
**Total Per-Pupil Primary Education Expenditure, 2004-2008 average (Bubble Size)**





# Platforms for Data Dissemination



Interactive Maps: Moldova

(available at <http://moldova.wb-boost.org/>)

Interactive Tables: Paraguay  
(available at <http://www.hacienda.gov.py>)

Suma de Pagado	2003	2004	2005	2006
11.001 - CONGRESO NACIONAL	36,977,959,976	11,469,920,242	13,295,862,732	18,343
11.002 - CÁMARA DE SENADORES	36,397,242,406	25,380,631,382	28,396,375,414	31,929
11.003 - CÁMARA DE DIPUTADOS	32,969,307,610	41,882,497,929	44,733,400,494	51,767
12.001 - PRESIDENCIA DE LA REPÚBLICA	89,105,975,144	81,799,061,278	131,348,694,607	189,380
12.002 - VICE PRESIDENCIA DE LA REPÚBLICA	1,638,267,949	3,547,570,493	3,599,026,121	6,110
12.003 - MINISTERIO DEL INTERIOR	295,636,504,643	402,203,893,703	468,355,190,173	523,766
12.004 - MINISTERIO DE RELACIONES EXTERIORES	82,476,260,204	69,949,503,694	109,812,717,073	183,310
12.005 - MINISTERIO DE DEFENSA NACIONAL	294,262,701,961	356,336,001,194	339,421,823,033	400,944
12.006 - MINISTERIO DE HACIENDA	115,132,631,964	139,364,074,626	145,392,196,831	268,567
12.007 - MINISTERIO DE EDUCACIÓN Y CULTURA	1,369,698,653,173	1,497,038,629,079	1,768,261,620,526	2,025,386
12.008 - MINISTERIO DE SALUD PÚBLICA Y BIENESTAR SOCIAL	348,377,627,147	447,661,009,340	570,120,414,911	676,700
12.009 - MINISTERIO DE JUSTICIA Y TRABAJO	71,704,281,038	94,060,936,568	117,644,051,648	136,622
12.010 - MINISTERIO DE AGRICULTURA Y GANADERÍA	579,421,186,947	657,524,705,728	368,338,369,417	324,492
12.011 - MINISTERIO DE INDUSTRIA Y COMERCIO	26,297,681,226	24,400,403,694	37,661,178,706	48,068
12.013 - MINISTERIO DE OBRAS PÚBLICAS Y COMUNICACIONES	912,508,536,217	243,722,947,776	650,335,938,115	725,951
13.001 - CORTE SUPREMA DE JUSTICIA	304,387,911,736	207,982,686,803	245,329,066,218	287,310
13.002 - JUSTICIA ELECTORAL	100,277,722,712	91,686,445,080	127,936,954,249	123,648
13.003 - MINISTERIO PÚBLICO	93,088,267,305	107,300,314,717	132,100,526,129	147,080
13.004 - CONSEJO DE LA MAGISTRATURA	1,547,667,808	2,885,936,918	3,462,952,768	3,984
13.005 - JURADO DE ENJUICIAMIENTO DE MAGISTRADOS				
13.006 - DEFENSORÍA PÚBLICA				
14.001 - CONTRALORÍA GENERAL DE LA REPÚBLICA	21,025,444,040	26,076,024,782	31,380,457,462	32,044
14.002 - DEFENSORÍA DEL PUEBLO				

# Platforms for Data Dissemination

**THE WORLD BANK**  
Working for a World Free of Poverty

Open Data Catalog | Sign Up | Help

ABOUT DATA RESEARCH LEARNING NEWS PROJECTS & OPERATIONS PUBLICATIONS COUNTRIES TOPICS

**Data**

Kenya Public Expenditure dataset...  
Kenya's Public Expenditure dataset (WORLD)

Year | Central or Sub-national spending | Vote, Constituency or Local Authority

Year	Central or Sub-national spending	Vote, Constituency or Local Authority
2002.0	Central	10 Ministry of Agriculture
2003.0	Central	10 Ministry of Agriculture
2004.0	Central	10 Ministry of Agriculture
2005.0	Central	10 Ministry of Agriculture
2006.0	Central	10 Ministry of Agriculture
2007.0	Central	10 Ministry of Agriculture
2008.0	Central	10 Ministry of Agriculture
2009.0	Central	10 Ministry of Agriculture
2010.0	Central	10 Ministry of Agriculture
2011.0	Central	10 Ministry of Agriculture
2012.0	Central	10 Ministry of Agriculture
2013.0	Central	10 Ministry of Agriculture
2014.0	Central	10 Ministry of Agriculture
2015.0	Central	10 Ministry of Agriculture
2016.0	Central	10 Ministry of Agriculture

Site Map | Accessibility | Contact Us | Legal | API | Access to Information  
© 2017 The World Bank Group. All Rights Reserved. Feedback 1-800-871-0882

Open Dataset (Socrata): Kenya  
(available at <http://databox.worldbank.org>)

Interactive Tables: Togo  
(available at <http://www.togoreforme.com>)

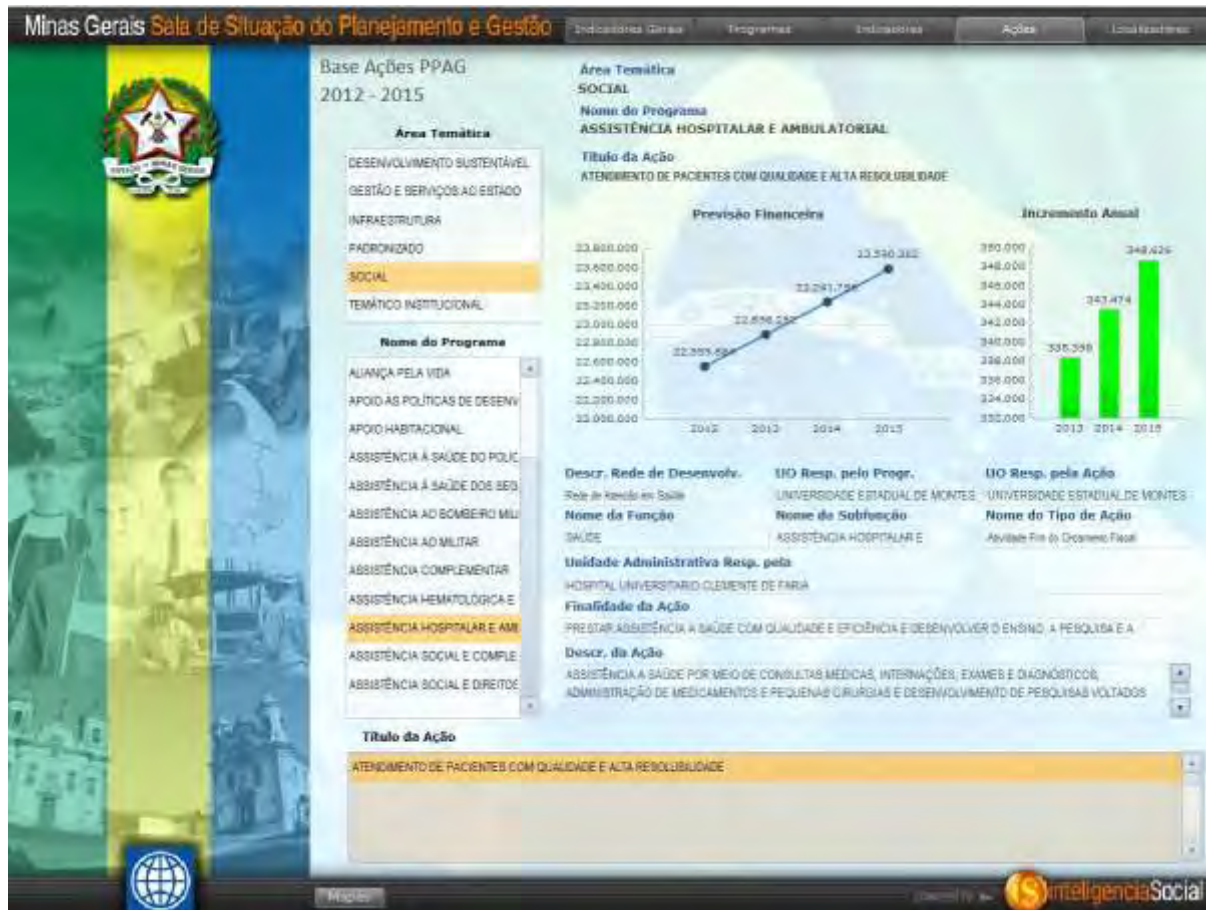
REPUBLIQUE TOGOLAISE  
MINISTRE DE L'ECONOMIE ET DES FINANCES  
SECRETARIAT PERMANENT POUR LE SUIVI DES POLITIQUES DE REFORMES ET DES PROGRAMMES FINANCIERS

Tableaux interactifs dynamiques

Sélectionnez les éléments de la liste des... | Ministère Total | Centre Total | Télécharger Fichiers CSV | Guide Utilisateur

Sum of Dotation Initiale	2009	2010	2011	2012	2013
<b>1 Dotés Publics</b>	47,641,000,000	77,124,000,000	73,454,130,000	72,158,000,000	113,952,854,000
17 Autres emprunts	40,263,000,000	83,907,000,000	80,322,500,000	54,752,500,000	85,724,775,000
44 Autres transferts courants	100,000,000	100,000,000	80,000,000	100,000,000	150,000,000
65 Intérêts et frais financiers	7,278,000,000	13,117,000,000	13,282,630,000	17,337,500,000	30,079,179,000
<b>2 Dépenses de personnel</b>	76,434,837,000	81,740,396,000	99,645,515,000	115,804,837,000	125,344,797,000
12 Dans projets et legs		497,482,000	506,789,000		
11 Dépenses de personnel	76,434,837,000	81,242,914,000	99,138,726,000	115,804,837,000	125,344,797,000
<b>3 Dépenses de fonctionnement</b>	68,850,300,000	68,561,188,000	72,435,500,000	81,801,580,000	81,427,502,000
23 Acquisitions, constructions et grosses réparations des immobilisations					90,000,000
24 Acquisitions et grosses réparations du matériel et mobilier	2,386,381,000	3,785,946,000	3,734,262,267	3,711,429,424	3,680,819,000
25 Equipements militaires	225,250,000	87,250,000	87,250,000	75,250,000	2,169,250,000
42 Actes de biens et services	58,173,668,000	64,583,312,000	62,755,037,733	69,636,962,576	66,144,708,000

# Business Intelligence Platforms: Exploring New Frontiers in PFM



State-of-the-art platforms expand the boundaries of analysis through the integration of budget and other government data

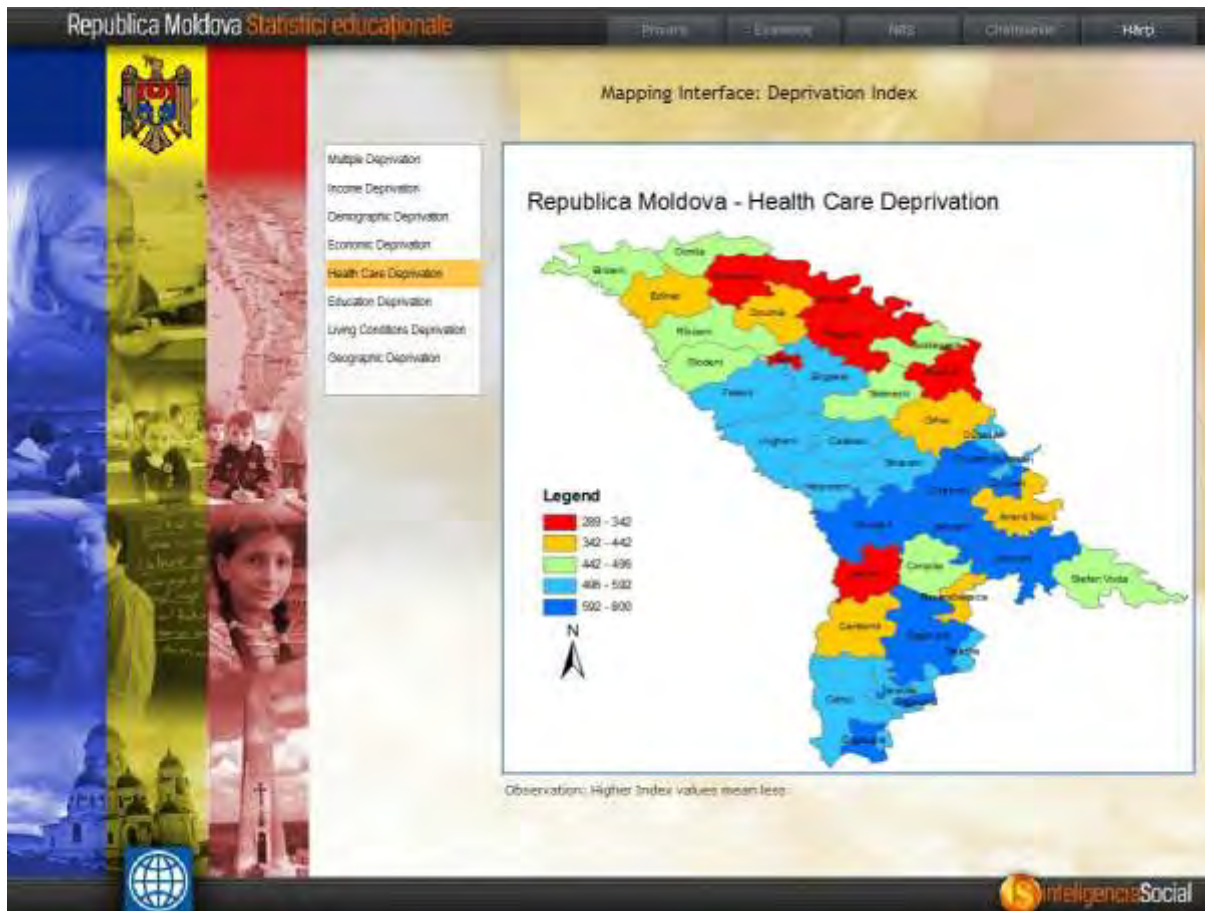


# Business Intelligence Platforms: Exploring New Frontiers in PFM



A wide-range of complex information can be presented in a user-friendly format for decision-making and transparency purposes

# Business Intelligence Platforms: Exploring New Frontiers in PFM



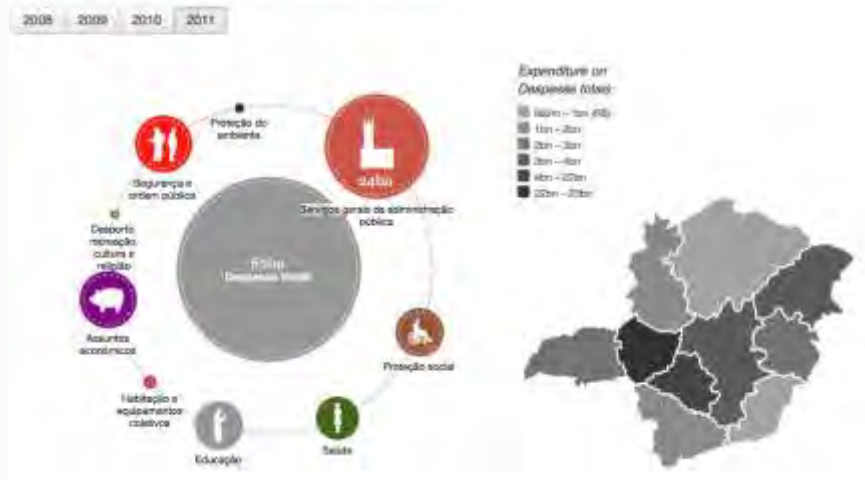
Maps provide a visual representation of differences in spending and performance patterns across regions

# BOOST Engagements in Brazil

- Minas Gerais
  - State-level expenditure data
  - Inclusion in Open Budgets Portal
  - Development of budget data visualizations (under development)

BubbleTree and TreeMap: Minas Gerais (Brazil)  
(under development)

## Despesa do Estado de Minas Gerais



# BOOST Engagements in Brazil

- Rio Grande do Sul
  - State-level revenue and expenditure data
  - Geo-tagged data on statewide participatory budgeting initiative
  - Municipal-level revenue and expenditure data
  - Inclusion in Open Budgets Portal





# Open Budgets Portal

Home

About

BOOST Initiative

By Country

Tools and Resources

Subscribe

RSS Updates

Subscribe to the Bank's RSS feed on Open Budgets Portal.

Subscribe Now »

Feedback »

Home | ABOUT | DATA | RESEARCH | **LEARNING** | NEWS | PROJECTS & OPERATIONS | PUBLICATIONS | COUNTRIES | TOPICS

## Open Budgets Portal

The **Open Budgets Portal** is the first effort to create a one stop shop to budget data worldwide with the hope of bringing visibility to countries' efforts in this field, facilitate access and promote use of spending data, and motivate other countries into action. [Read More »](#)

Home | About | BOOST Initiative | By Country | Tools and Resources

Subscribe

RSS Updates

Subscribe to the Bank's RSS feed on Open Budgets Portal.

Subscribe Now »

Feedback »

photo: © iStockphoto.com

FEATURED 2 of 4

### Togo, First Francophone Country to Publish BOOST Database

The Togo BOOST uses data from Public Financial Management Information System managed by the Ministry of Finance (MoF) of the Republic of Togo. The database was constructed in close collaboration with... [Visit Country Page »](#)

[View All »](#)

Like Tweet SHARE

The Portal provides access to highly disaggregated budget data for 14 countries and states

<http://wbi.worldbank.org/boost/>



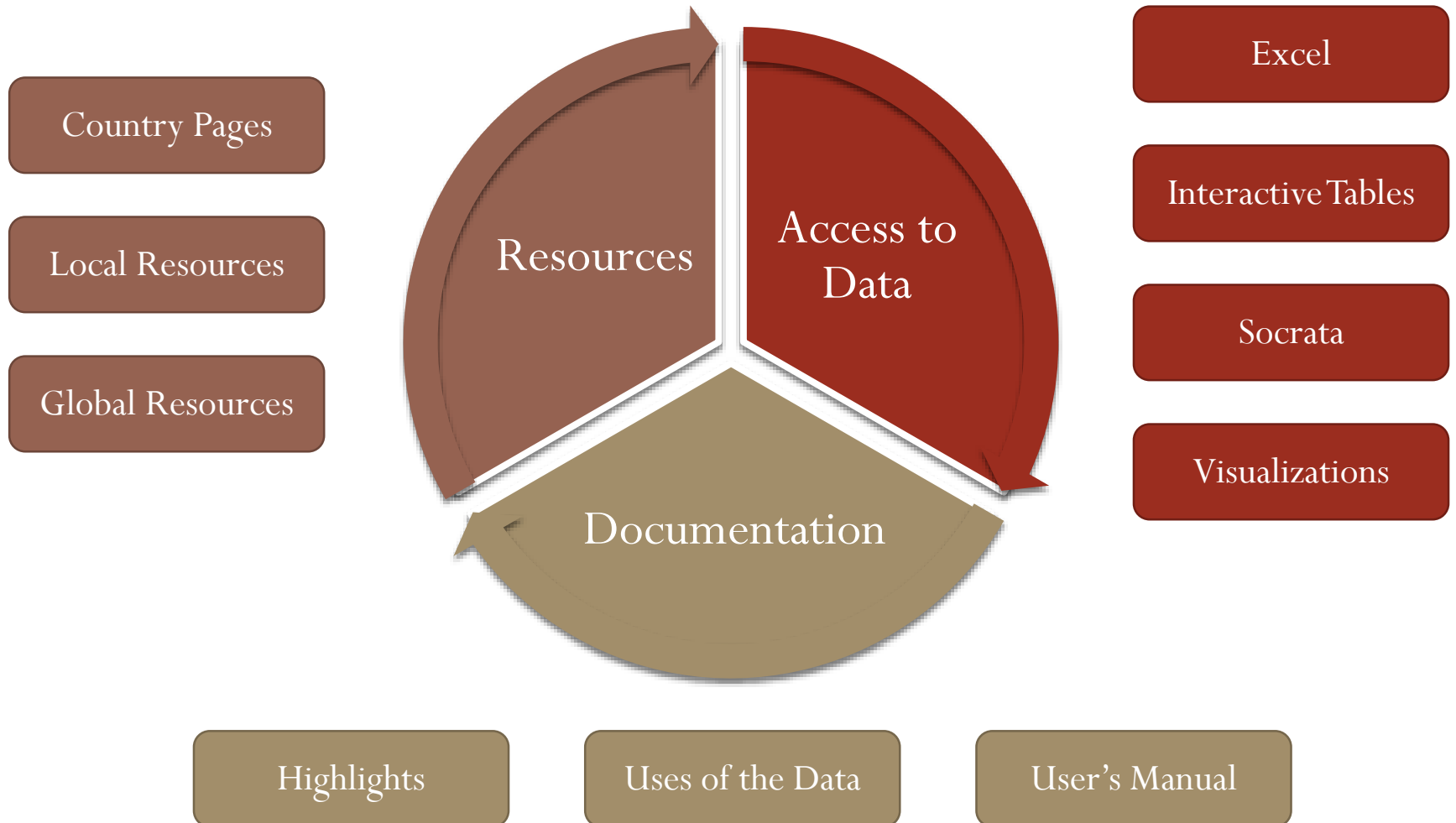
# About the Portal

- Objectives
  - Give visibility to countries' efforts in the field of open budgets
  - Advance global knowledge
  - Contribute to fiscal transparency agenda
  - Motivate other countries into action
- Joining the Portal
  - BOOST Process
  - Endorsement
  - Commitment to Provide Data to the World Bank Annually

<http://wbi.worldbank.org/boost/>



# Main Features of the Portal



# Interactive Tables

Open Budgets Portal +

Minas Gerais (Brazil)

Select Fields Expand All Collapse All Download to CSV Help

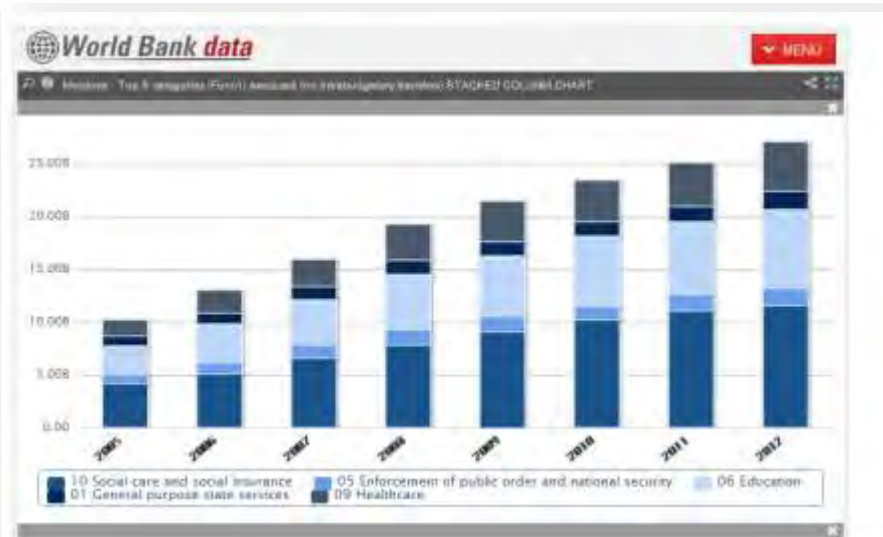
Sum of COMMITMENT	2005	2006	2007	2008	2009	2010
<input type="checkbox"/> 1 LEGISLATIVA	627,062,591	717,860,709	806,137,381	962,137,470	1,045,833,579	1,179,872,516
<input checked="" type="checkbox"/> 10 SAUDE	2,268,453,817	2,449,742,198	2,878,213,456	3,603,336,845	3,977,787,958	4,561,354,128
1251 POLICIA MILITAR DO ESTADO DE MINAS GERAIS	13,946,680	15,409,755	14,109,239	16,984,077	16,912,936	15,549,800
1301 SECRETARIA DE ESTADO DE TRANSPORTES E OBRAS PUBLICAS	2,505,609					
1321 SECRETARIA DE ESTADO DE SAUDE	169,847,537	192,203,435	207,709,024	235,500,788	248,620,460	279,167,057
1341 COORDENADORIA DE APOIO E ASSISTENCIA A PESSOA DEFICIENTE	10,576					
1401 CORPO DE BOMBEIROS MILITAR DO ESTADO DE MINAS GERAIS	277,593	199,396	77,775	142,742	141,352	61,506
1451 SECRETARIA DE ESTADO DE DEFESA SOCIAL	2,066,375	2,702,450	5,030,302	6,704,914	7,690,602	10,224,194
1471 SECRETARIA DE ESTADO DE DESENVOLVIMENTO REGIONAL E POLITICA URBANA			18,873,434		280,000	9,609,340
1511 POLICIA CIVIL DO ESTADO DE MINAS GERAIS				171,763	169,656	234,902
1541 ESCOLA DE SAUDE PUBLICA DO ESTADO DE MINAS GERAIS			4,935,609	16,728,975	13,518,313	19,626,474
1941 EGE-SECRETARIA DE ESTADO DE PLANEJAMENTO E GESTAO						
2011 INSTITUTO DE PREVIDENCIA DOS SERVIDORES DO ESTADO DE MINAS GERAIS	316,771,739	360,603,974	412,305,202	485,360,521	524,866,387	622,670,436
2091 FUNDACAO ESTADUAL DO MEIO AMBIENTE	5,366,785	6,836,622				
2121 INSTITUTO DE PREVIDENCIA DOS SERVIDORES MILITARES DO ESTADO DE MINAS GERAIS	167,559,987	166,037,484	186,619,735	201,044,423	217,788,114	231,122,355
2151 FUNDACAO HELENA ANTIPOFF						49,435
2261 FUNDACAO EZEQUIEL DIAS	72,945,276	80,761,095	91,878,910	73,002,800	87,291,902	224,483,866

You are here > WB Home > Learning > Boost > By Country > Minas Gerais (Brazil)

Interactive Tables: Minas Gerais (Brazil)

(available at [http://obtables.worldbank.org/boost\\_minas\\_gerais/](http://obtables.worldbank.org/boost_minas_gerais/))

# Budget Data Visualizations



Stacked Column Chart: Moldova

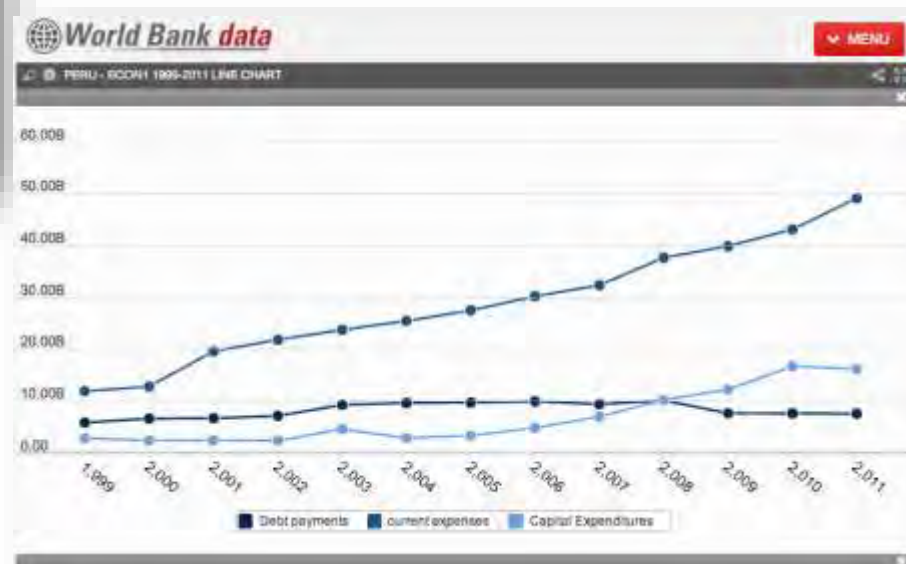
(available at

<http://wbi.worldbank.org/boost/country/moldova/resource/snapshots>)

Line Chart: Peru

(available at

<http://wbi.worldbank.org/boost/country/peru/resource/snapshots>)



# Country Resources

## Open Budgets Portal

- Home
- About
- BOOST Initiative**
- By Country
- Tools and Resources

### Kenya Resource Page


Print | Email | Like | Tweet | SHARE

- OFFICIAL REPORTS
- CIVIL SOCIETY ORGANIZATIONS**
- DATA RESOURCES
- SNAPSHOTS

#### 1. International Budget Partnership (IBP)

The following video "Ask Your Government! Initiative" summarizes the main goals and achievements of this effort as seen through the eyes of the five African researchers in Kenya, Malawi, South Africa, Uganda, and Zambia who recorded audio diaries of their efforts to request and obtain budget information from their governments on areas critical to development, such as maternal health, aid effectiveness, and environmental protection.

Subscribe

 **RSS Updates**

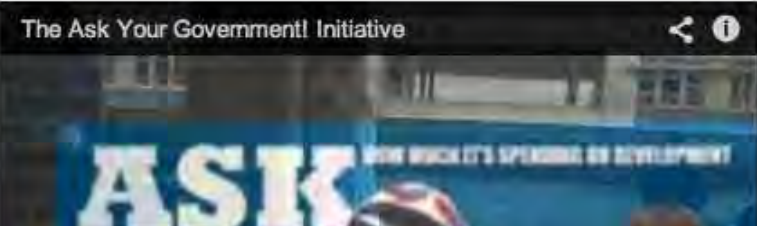
Subscribe to the Bank's RSS feed on Open Budgets Portal.

[Subscribe Now »](#)

[Feedback »](#)

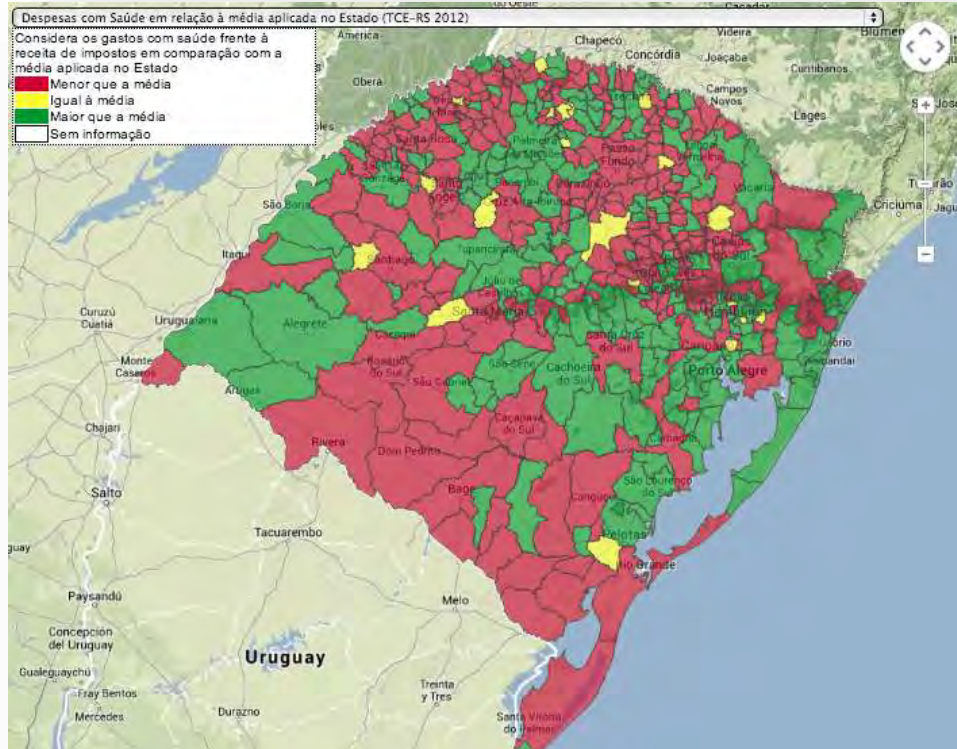
For more questions, please contact Massimo Mastruzzi.

The Ask Your Government! Initiative





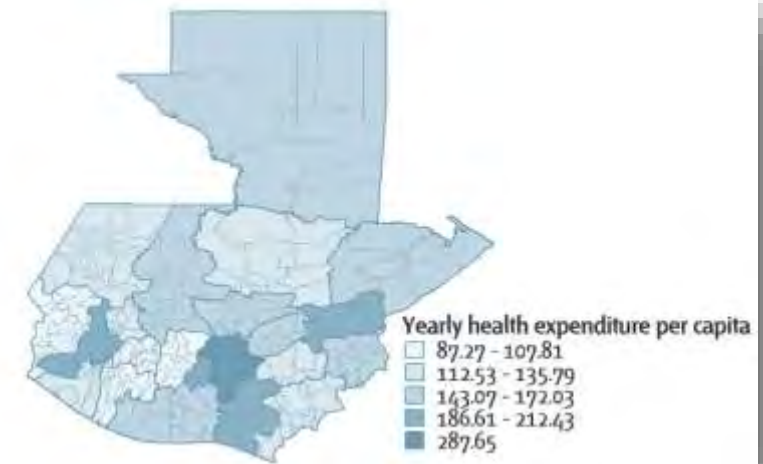
# Dissemination of Open Budget Experiences



Visualizations of Health Spending in Rio Grande do Sul (Brazil) and Guatemala (Tribunal de Contas do Estado RS and Ministry of Public Finances of Guatemala)



Ministry of Finance of Paraguay trains journalists on the use of BOOST



# Thank you

---

Eduardo Andrés Estrada

World Bank Institute

The World Bank

[eestrada@worldbank.org](mailto:eestrada@worldbank.org)

<http://wbi.worldbank.org/boost/>

@EduAEstrada